

Top 10 High Wage, Skill, & Demand Occupations by Demand Rank*



Nebraska
Statewide

Wage

At or Above the Average for All Occupations in 4 of 8 Wage Categories

Skill

Some College or Higher, High School Diploma or Equivalent + Long-term On-the-Job Training (OJT), Apprenticeship, or Internship/Residency

Demand

High Number of Projected Openings, Net Change in Employment, Growth Rate

Rank	Occupation/Education and Training	Entry Wage	Average Wage	Annual Openings
1	Heavy and Tractor-Trailer Truck Drivers Postsecondary non-degree award + Short-term OJT	\$19.95	\$29.88	3,084
2	General and Operations Managers Bachelor's degree + 5 years or more related work experience	\$23.14	\$49.31	1,987
3	Registered Nurses Bachelor's degree	\$32.17	\$39.91	1,456
4	Software Developers Bachelor's degree	\$39.65	\$56.20	652
5	Accountants and Auditors Bachelor's degree	\$24.89	\$37.52	888
6	Electricians High school diploma or equivalent +Apprenticeship	\$20.60	\$29.85	682
7	Carpenters High school diploma or equivalent + Apprenticeship	\$17.70	\$24.52	737
8	Financial Managers Bachelor's degree + 5 years or more related work experience	\$44.11	\$71.42	487
9	Human Resources Specialists Bachelor's degree	\$20.63	\$31.38	634
10	Medical and Health Services Managers Bachelor's degree + Less than 5 years related work experience	\$36.94	\$57.28	433

*An occupation's demand rank is based on the projected number of openings, net change in employment, and growth rate. Entry-level wages are defined as the average (mean) wage earned by the lowest third of all workers in the selected occupation.

Wages: [Occupational Employment and Wage Statistics](#), 2nd quarter 2024

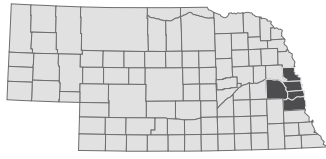
Education and Job Outlook: [2022-2032 Long-term Occupational Projections](#), July 2024

More H3 data and methodology can be found at [NEworks.nebraska.gov](https://www.nebraska.gov/ne-works); click Labor Market Analysis

Produced by the Nebraska Department of Labor, Office of Labor Market Information



Top 10 High Wage, Skill, & Demand Occupations by Demand Rank*



Omaha Consortium

Wage

At or Above the Average for All Occupations in 4 of 8 Wage Categories

Skill

Some College or Higher, High School Diploma or Equivalent + Long-term On-the-Job Training (OJT), Apprenticeship, or Internship/Residency

Demand

High Number of Projected Openings, Net Change in Employment, Growth Rate

Rank	Occupation/Education and Training	Entry Wage	Average Wage	Annual Openings
1	Heavy and Tractor-Trailer Truck Drivers Postsecondary non-degree award + Short-term OJT	\$19.74	\$28.09	1,235
2	General and Operations Managers Bachelor's degree + 5 years or more related work experience	\$24.02	\$51.84	933
3	Registered Nurses Bachelor's degree	\$33.74	\$41.16	708
4	Software Developers Bachelor's degree	\$42.35	\$58.24	473
5	Accountants and Auditors Bachelor's degree	\$26.47	\$38.91	488
6	Financial Managers Bachelor's degree + 5 years or more related work experience	\$46.88	\$74.36	299
7	Carpenters High school diploma or equivalent + Apprenticeship	\$18.98	\$25.62	421
8	Electricians High school diploma or equivalent + Apprenticeship	\$21.11	\$31.27	334
9	Human Resources Specialists Bachelor's degree	\$20.84	\$32.11	363
10	Medical and Health Services Managers Bachelor's degree + Less than 5 years related work experience	\$38.74	\$60.04	245

*An occupation's demand rank is based on the projected number of openings, net change in employment, and growth rate. Entry-level wages are defined as the average (mean) wage earned by the lowest third of all workers in the selected occupation.

Wages: [Occupational Employment and Wage Statistics](#), 2nd quarter 2024

Education and Job Outlook: [2022-2032 Long-term Occupational Projections](#), August 2024

More H3 data and methodology can be found at [NEworks.nebraska.gov](https://www.nebraska.gov/works); click Labor Market Analysis

Produced by the Nebraska Department of Labor, Office of Labor Market Information

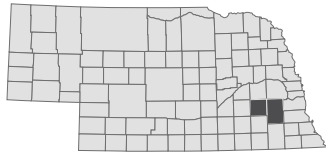


Equal Opportunity Program/Employer TDD: 800.833.7352

Auxiliary aids and services are available upon request to individuals with disabilities

Published
September 2024

Top 10 High Wage, Skill, & Demand Occupations by Demand Rank*



Lincoln MSA

Wage

At or Above the Average for All Occupations in 4 of 8 Wage Categories

Skill

Some College or Higher, High School Diploma or Equivalent + Long-term On-the-Job Training (OJT), Apprenticeship, or Internship/Residency

Demand

High Number of Projected Openings, Net Change in Employment, Growth Rate

Rank	Occupation/Education and Training	Entry Wage	Average Wage	Annual Openings
1	Heavy and Tractor-Trailer Truck Drivers Postsecondary non-degree award + Short-term OJT	\$25.46	\$39.26	633
2	General and Operations Managers Bachelor's degree + 5 years or more related work experience	\$24.35	\$50.18	371
3	Registered Nurses Bachelor's degree	\$31.90	\$39.57	270
4	Software Developers Bachelor's degree	\$34.45	\$50.55	129
5	Accountants and Auditors Bachelor's degree	\$22.32	\$34.44	187
6	Managers, All Other Bachelor's degree + Less than 5 years related work experience	\$35.01	\$57.31	161
7	Electricians High school diploma or equivalent + Apprenticeship	\$20.38	\$29.79	122
8	Carpenters High school diploma or equivalent + Apprenticeship	\$18.28	\$25.03	138
9	Compliance Officers Bachelor's degree + Moderate-term OJT	\$22.63	\$36.47	134
10	Market Research Analysts Bachelor's degree	\$17.61	\$28.86	106

*An occupation's demand rank is based on the projected number of openings, net change in employment, and growth rate. Entry-level wages are defined as the average (mean) wage earned by the lowest third of all workers in the selected occupation.

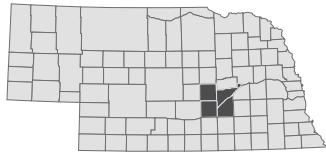
Wages: [Occupational Employment and Wage Statistics](#), 2nd quarter 2024

Education and Job Outlook: [2022-2032 Long-term Occupational Projections](#), August 2024

More H3 data and methodology can be found at [NEworks.nebraska.gov](https://nebraska.gov); click Labor Market Analysis

Produced by the Nebraska Department of Labor, Office of Labor Market Information

Top 10 High Wage, Skill, & Demand Occupations by Demand Rank*



**Grand Island
MSA**

Wage

At or Above the Average for All Occupations in 4 of 8 Wage Categories

Skill

Some College or Higher, High School Diploma or Equivalent + Long-term On-the-Job Training (OJT), Apprenticeship, or Internship/Residency

Demand

High Number of Projected Openings, Net Change in Employment, Growth Rate

Rank	Occupation/Education and Training	Entry Wage	Average Wage	Annual Openings
1	Heavy and Tractor-Trailer Truck Drivers Postsecondary non-degree award + Short-term OJT	\$20.75	\$29.63	136
2	General and Operations Managers Bachelor's degree + 5 years or more related work experience	\$22.83	\$44.35	84
3	Registered Nurses Bachelor's degree	\$30.86	\$39.64	48
4	Industrial Machinery Mechanics High school diploma or equivalent + Long-term OJT	\$24.43	\$29.07	28
5	Elementary School Teachers Bachelor's degree	\$47,099**	\$63,486**	43
6	Electricians High school diploma or equivalent + Apprenticeship	\$20.07	\$26.94	28
7	Accountants and Auditors Bachelor's degree	\$23.86	\$35.72	35
8	Financial Managers Bachelor's degree + 5 years or more related work experience	\$40.75	\$71.14	19
9	Licensed Practical and Vocational Nurses Postsecondary non-degree award	\$23.14	\$27.75	25
10	Secondary School Teachers Bachelor's degree	\$49,424**	\$64,554**	27

*An occupation's demand rank is based on the projected number of openings, net change in employment, and growth rate.

**Annual wages shown when hourly wages not available; annual wages can be converted to an approximate hourly rate by dividing the annual wages by 2,080 hours. Entry-level wages are defined as the average (mean) wage earned by the lowest third of all workers in the selected occupation.

Wages: [Occupational Employment and Wage Statistics](#), 2nd quarter 2024

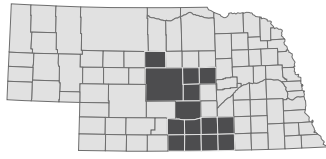
Education and Job Outlook: [2022-2032 Long-term Occupational Projections](#), August 2024

More H3 data and methodology can be found at NEworks.nebraska.gov; click Labor Market Analysis

Produced by the Nebraska Department of Labor, Office of Labor Market Information



Top 10 High Wage, Skill, & Demand Occupations by Demand Rank*



Central Region

Wage

At or Above the Average for All Occupations in 4 of 8 Wage Categories

Skill

Some College or Higher, High School Diploma or Equivalent + Long-term On-the-Job Training (OJT), Apprenticeship, or Internship/Residency

Demand

High Number of Projected Openings, Net Change in Employment, Growth Rate

Rank	Occupation/Education and Training	Entry Wage	Average Wage	Annual Openings
1	Heavy and Tractor-Trailer Truck Drivers Postsecondary non-degree award + Short-term OJT	\$18.65	\$25.99	179
2	General and Operations Managers Bachelor's degree + 5 years or more related work experience	\$20.95	\$44.91	123
3	Registered Nurses Bachelor's degree	\$30.48	\$37.41	97
4	Farm Equipment Mechanics High school diploma or equivalent + Long-term OJT	\$20.04	\$26.64	40
5	Electricians High school diploma or equivalent + Apprenticeship	\$19.61	\$26.37	36
6	Carpenters High school diploma or equivalent + Apprenticeship	\$16.21	\$22.00	41
7	Licensed Practical and Vocational Nurses Postsecondary non-degree award	\$23.06	\$27.39	43
8	Secondary School Teachers Bachelor's degree	\$50,417**	\$66,147**	45
9	Elementary School Teachers Bachelor's degree	\$48,126**	\$63,704**	44
10	Medical and Health Services Managers Bachelor's degree + Less than 5 years related work experience	\$35.65	\$56.02	24

*An occupation's demand rank is based on the projected number of openings, net change in employment, and growth rate.

**Annual wages shown when hourly wages not available; annual wages can be converted to an approximate hourly rate by dividing the annual wages by 2,080 hours. Entry-level wages are defined as the average (mean) wage earned by the lowest third of all workers in the selected occupation.

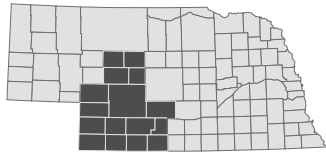
Wages: [Occupational Employment and Wage Statistics](#), 2nd quarter 2024

Education and Job Outlook: [2022-2032 Long-term Occupational Projections](#), August 2024

More H3 data and methodology can be found at [NEworks.nebraska.gov](https://neworks.nebraska.gov); click Labor Market Analysis

Produced by the Nebraska Department of Labor, Office of Labor Market Information

Top 10 High Wage, Skill, & Demand Occupations by Demand Rank*



**Mid Plains
Region**

Wage

At or Above the Average for All Occupations in 4 of 8 Wage Categories

Skill

Some College or Higher, High School Diploma or Equivalent + Long-term On-the-Job Training (OJT), Apprenticeship, or Internship/Residency

Demand

High Number of Projected Openings, Net Change in Employment, Growth Rate

Rank	Occupation/Education and Training	Entry Wage	Average Wage	Annual Openings
1	Heavy and Tractor-Trailer Truck Drivers Postsecondary non-degree award + Short-term OJT	\$17.87	\$25.44	130
2	General and Operations Managers Bachelor's degree + 5 years or more related work experience	\$20.66	\$43.81	80
3	Registered Nurses Bachelor's degree	\$30.84	\$38.61	62
4	Secondary School Teachers Bachelor's degree	\$46,639**	\$60,990**	46
5	Elementary School Teachers Bachelor's degree	\$47,287**	\$61,686**	38
6	Farm Equipment Mechanics High school diploma or equivalent + Long-term OJT	\$20.20	\$26.67	29
7	Licensed Practical and Vocational Nurses Postsecondary non-degree award	\$22.86	\$27.43	25
8	Automotive Service Techs and Mechanics Postsecondary non-degree award + Short-term OJT	\$17.38	\$25.19	25
9	Electricians High school diploma or equivalent + Apprenticeship	\$19.08	\$26.32	21
10	Accountants and Auditors Bachelor's degree	\$24.23	\$35.77	25

*An occupation's demand rank is based on the projected number of openings, net change in employment, and growth rate.

**Annual wages shown when hourly wages not available; annual wages can be converted to an approximate hourly rate by dividing the annual wages by 2,080 hours. Entry-level wages are defined as the average (mean) wage earned by the lowest third of all workers in the selected occupation.

Wages: [Occupational Employment and Wage Statistics](#), 2nd quarter 2024

Education and Job Outlook: [2022-2032 Long-term Occupational Projections](#), August 2024

More H3 data and methodology can be found at NEworks.nebraska.gov; click Labor Market Analysis

Produced by the Nebraska Department of Labor, Office of Labor Market Information

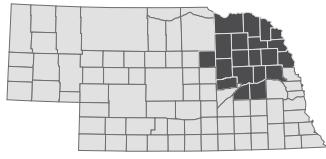


Equal Opportunity Program/Employer TDD: 800.833.7352

Auxiliary aids and services are available upon request to individuals with disabilities

Published
September 2024

Top 10 High Wage, Skill, & Demand Occupations by Demand Rank*



**Northeast
Region**

Wage

At or Above the Average for All Occupations in 4 of 8 Wage Categories

Skill

Some College or Higher, High School Diploma or Equivalent + Long-term On-the-Job Training (OJT), Apprenticeship, or Internship/Residency

Demand

High Number of Projected Openings, Net Change in Employment, Growth Rate

Rank	Occupation/Education and Training	Entry Wage	Average Wage	Annual Openings
1	Heavy and Tractor-Trailer Truck Drivers Postsecondary non-degree award + Short-term OJT	\$19.35	\$27.61	542
2	General and Operations Managers Bachelor's degree + 5 years or more related work experience	\$21.85	\$43.91	213
3	Registered Nurses Bachelor's degree	\$30.64	\$38.07	139
4	Industrial Machinery Mechanics High school diploma or equivalent + Long-term OJT	\$23.41	\$30.23	59
5	Elementary School Teachers Bachelor's degree	\$47,176**	\$62,064**	93
6	Electricians High school diploma or equivalent + Apprenticeship	\$20.23	\$27.83	73
7	Wind Turbine Service Technicians Postsecondary non-degree award + Long-term OJT	NA	NA	43
8	Secondary School Teachers Bachelor's degree	\$50,041**	\$63,837**	79
9	Accountants and Auditors Bachelor's degree	\$23.90	\$36.99	76
10	Farm Equipment Mechanics High school diploma or equivalent + Long-term OJT	\$19.72	\$26.45	52

*An occupation's demand rank is based on the projected number of openings, net change in employment, and growth rate.

**Annual wages shown when hourly wages not available; annual wages can be converted to an approximate hourly rate by dividing the annual wages by 2,080 hours. Entry-level wages are defined as the average (mean) wage earned by the lowest third of all workers in the selected occupation.

NA: Data not available due to confidentiality.

Wages: [Occupational Employment and Wage Statistics](#), 2nd quarter 2024

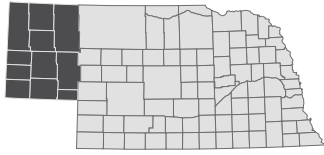
Education and Job Outlook: [2022-2032 Long-term Occupational Projections](#), August 2024

More H3 data and methodology can be found at NEworks.nebraska.gov; click Labor Market Analysis

Produced by the Nebraska Department of Labor, Office of Labor Market Information



Top 10 High Wage, Skill, & Demand Occupations by Demand Rank*



Panhandle Region

Wage

At or Above the Average for All Occupations in 4 of 8 Wage Categories

Skill

Some College or Higher, High School Diploma or Equivalent + Long-term On-the-Job Training (OJT), Apprenticeship, or Internship/Residency

Demand

High Number of Projected Openings, Net Change in Employment, Growth Rate

Rank	Occupation/Education and Training	Entry Wage	Average Wage	Annual Openings
1	Heavy and Tractor-Trailer Truck Drivers Postsecondary non-degree award + Short-term OJT	\$19.31	\$25.82	76
2	General and Operations Managers Bachelor's degree + 5 years or more related work experience	\$20.80	\$42.16	65
3	Registered Nurses Bachelor's degree	\$30.92	\$38.11	46
4	Elementary School Teachers Bachelor's degree	\$50,220**	\$64,618**	31
5	Licensed Practical and Vocational Nurses Postsecondary non-degree award	\$23.62	\$27.66	27
6	Farm Equipment Mechanics High school diploma or equivalent + Long-term OJT	\$20.14	\$26.30	19
7	Secondary School Teachers Bachelor's degree	\$49,544**	\$64,561**	27
8	Accountants and Auditors Bachelor's degree	\$22.34	\$34.53	20
9	Financial Managers Bachelor's degree + 5 years or more related work experience	\$36.29	\$61.76	13
10	Software Developers Bachelor's degree	\$35.11	\$51.63	9

*An occupation's demand rank is based on the projected number of openings, net change in employment, and growth rate.

**Annual wages shown when hourly wages not available; annual wages can be converted to an approximate hourly rate by dividing the annual wages by 2,080 hours. Entry-level wages are defined as the average (mean) wage earned by the lowest third of all workers in the selected occupation.

Wages: [Occupational Employment and Wage Statistics](#), 2nd quarter 2024

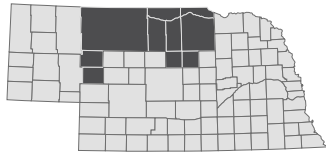
Education and Job Outlook: [2022-2032 Long-term Occupational Projections](#), August 2024

More H3 data and methodology can be found at NEworks.nebraska.gov; click Labor Market Analysis

Produced by the Nebraska Department of Labor, Office of Labor Market Information



Top 10 High Wage, Skill, & Demand Occupations by Demand Rank*



Sandhills Region

Wage

At or Above the Average for All Occupations in 4 of 8 Wage Categories

Skill

Some College or Higher, High School Diploma or Equivalent + Long-term On-the-Job Training (OJT), Apprenticeship, or Internship/Residency

Demand

High Number of Projected Openings, Net Change in Employment, Growth Rate

Rank	Occupation/Education and Training	Entry Wage	Average Wage	Annual Openings
1	Heavy and Tractor-Trailer Truck Drivers Postsecondary non-degree award + Short-term OJT	\$19.05	\$25.56	40
2	General and Operations Managers Bachelor's degree + 5 years or more related work experience	\$19.55	\$41.77	24
3	Registered Nurses Bachelor's degree	\$28.78	\$36.01	17
4	Farm Equipment Mechanics High school diploma or equivalent + Long-term OJT	\$19.52	\$25.06	12
5	Elementary School Teachers Bachelor's degree	\$47,428**	\$60,666**	14
6	Secondary School Teachers Bachelor's degree	\$46,499**	\$59,985**	13
7	Licensed Practical and Vocational Nurses Postsecondary non-degree award	\$23.50	\$27.96	10
8	Accountants and Auditors Bachelor's degree	\$22.63	\$34.54	6
9	Financial Managers Bachelor's degree + 5 years or more related work experience	\$41.73	\$65.38	4
10	Medical and Health Services Managers Bachelor's degree + Less than 5 years related work experience	\$38.46	\$55.76	5

*An occupation's demand rank is based on the projected number of openings, net change in employment, and growth rate.

**Annual wages shown when hourly wages not available; annual wages can be converted to an approximate hourly rate by dividing the annual wages by 2,080 hours. Entry-level wages are defined as the average (mean) wage earned by the lowest third of all workers in the selected occupation.

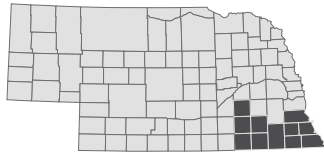
Wages: [Occupational Employment and Wage Statistics](#), 2nd quarter 2024

Education and Job Outlook: [2022-2032 Long-term Occupational Projections](#), August 2024

More H3 data and methodology can be found at NEworks.nebraska.gov; click Labor Market Analysis

Produced by the Nebraska Department of Labor, Office of Labor Market Information

Top 10 High Wage, Skill, & Demand Occupations by Demand Rank*



Southeast Region

Wage

At or Above the Average for All Occupations in 4 of 8 Wage Categories

Skill

Some College or Higher, High School Diploma or Equivalent + Long-term On-the-Job Training (OJT), Apprenticeship, or Internship/Residency

Demand

High Number of Projected Openings, Net Change in Employment, Growth Rate

Rank	Occupation/Education and Training	Entry Wage	Average Wage	Annual Openings
1	Heavy and Tractor-Trailer Truck Drivers Postsecondary non-degree award + Short-term OJT	\$18.41	\$25.47	113
2	General and Operations Managers Bachelor's degree + 5 years or more related work experience	\$20.66	\$45.49	87
3	Registered Nurses Bachelor's degree	\$31.43	\$38.50	55
4	Secondary School Teachers Bachelor's degree	\$47,694**	\$61,948**	44
5	Elementary School Teachers Bachelor's degree	\$47,337**	\$61,537**	42
6	Plumbers, Pipefitters, and Steamfitters High school diploma or equivalent + Apprenticeship	\$18.53	\$27.04	37
7	Licensed Practical and Vocational Nurses Postsecondary non-degree award	\$23.99	\$28.18	36
8	Industrial Machinery Mechanics High school diploma or equivalent + Long-term OJT	\$22.83	\$30.22	22
9	Farm Equipment Mechanics High school diploma or equivalent + Long-term OJT	\$19.53	\$26.23	26
10	Electricians High school diploma or equivalent + Apprenticeship	\$20.29	\$28.27	26

*An occupation's demand rank is based on the projected number of openings, net change in employment, and growth rate.

**Annual wages shown when hourly wages not available; annual wages can be converted to an approximate hourly rate by dividing the annual wages by 2,080 hours. Entry-level wages are defined as the average (mean) wage earned by the lowest third of all workers in the selected occupation.

Wages: [Occupational Employment and Wage Statistics](#), 2nd quarter 2024

Education and Job Outlook: [2022-2032 Long-term Occupational Projections](#), August 2024

More H3 data and methodology can be found at NEworks.nebraska.gov; click Labor Market Analysis

Produced by the Nebraska Department of Labor, Office of Labor Market Information



Equal Opportunity Program/Employer TDD: 800.833.7352

Auxiliary aids and services are available upon request to individuals with disabilities

Published
September 2024